

- Signs for the Story, “I Love You”
- Signs for the rhyming words in the story

\*This is a fantastic story to read to small children who are working on rhyming skills. Adding the signs to the words will give your little one some additional visual and tactile support!



I

Palm-left hand on chest.



LOVE

Palm-in S's cross on heart.



YOU

Index points at person addressed



EVERY

Thumbtip of right A slides twice down thumb of left A. (see EACH)



BIRD

Close index finger on thumb twice, hand at chin.



LOVE

Palm-in S's cross on heart.



-S

Palm-out S.



A

Palm-out A moves slightly right.



TREE

Right S-hand with elbow on back of left hand, shakes.



EVERY

Thumbtip of right A slides twice down thumb of left A. (see EACH)



FLOWER

Flat-O at right of nose, then at left.



LOVE

Palm-in S's cross on heart.



-S

Palm-out S.



A

Palm-out A moves slightly right.



BEE

9 on cheek, then brush off bee. (see WASP)



EVERY

Thumbtip of right A slides twice down thumb of left A. (see EACH)





LOCK

Palm-down S's, right over left; right twists to palm-up, drops wrist-on-wrist.



LOVE

Palm-in S's cross on heart.



-S

Palm-out S.



A

Palm-out A moves slightly right.



KEY

Hold imaginary key with thumb and index and twist on left palm.



AND

Palm-in horizontal 5-hand pulls to right, closing to a flat-O.



I

Palm-left I-hand on chest.



LOVE

Palm-in S's cross on heart.



YOU

Index points at person addressed.



EVERY

Thumbtip of right A slides twice down thumb of left A. (see EACH)



SOCK

S hits forward along side of palm-down left index finger.



LOVE

Palm-in S's cross on heart.



-S

Palm-out S.



A

Palm-out A moves slightly right.



SHOE

Palm-down S's bump together twice. (See BOOT)



EVERY

Thumbtip of right A slides twice down thumb of left A. (see EACH)



GHOST

Palms-facing, right above left, right rises and left drops in wavy motion, closing to flat-O's.



LOVE

Palm-in S's cross on heart.



-S

Palm-out S



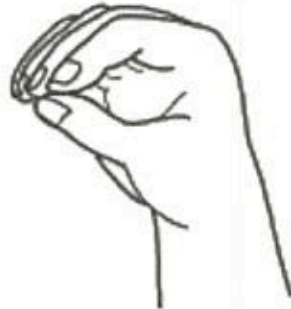
A

Palm-out A moves slightly right.



B b

BOO



O o



O o



EVERY

Thumbtip of right A slides twice down thumb of left A. (see EACH)



ONE (1)

(can be done palm-in)



LOVE

Palm-in S's cross on heart.



-S

Palm-out S.



A

Palm-out A moves slightly right.



TWO (2)

(can be done palm-in)



AND

Palms-in horizontal 5-hand pulls to right, closing to a flat-O.



I

Palm-left I-hand on chest.



LOVE

Palm-in S's cross on heart.



YOU

Index points at person addressed.



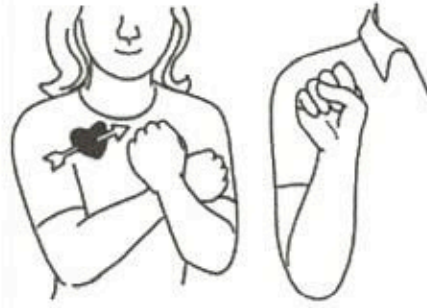
EVERY

Thumbtip of right A slides twice down thumb of left A. (see EACH)



SHOVEL

Back of right hand slides forward in palm of left hand and flips up.



LOVE

Palm-in S's cross on heart.

-S

Palm-out S.



A

Palm-out A moves slightly right.



PAIL

P-hand, at side, rises. (see BUCKET)



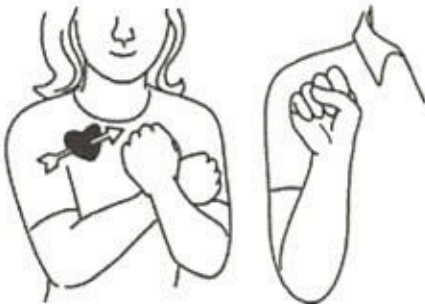
EVERY

Thumbtip of right A slides twice down thumb of left A. (see EACH)



MONKEY

Scratch sides upwards twice with tips of claw hands.



LOVE

Palm-in S's cross on heart.

-S

Palm-out S.



A

Palm-out A moves slightly right.



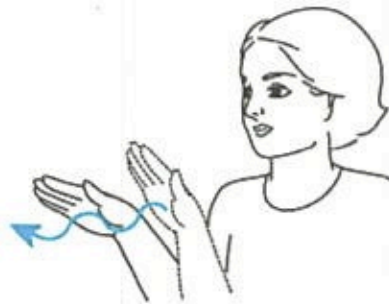
TAIL

Right wrist rests on left index finger; wag hand with index extended. (see WAG)



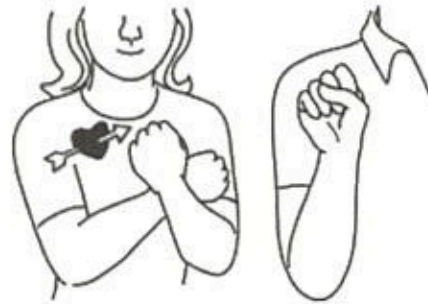
EVERY

Thumbtip of right A slides twice down thumb of left A. (see EACH)



WAVE

Right hand waves.



LOVE

Palm-in S's cross on heart.

-S

Palm-out S.





A

Palm-out A moves slightly right.



WHALE

W makes 2 curves to the left, outside bent left arm. (see DOLPHIN)



AND

Palm-in horizontal 5-hand pulls to right, closing to a flat-O.



I

Palm-left I-hand on chest.



LOVE

Palm-in S's cross on heart.



YOU

Index points at person addressed.



EVERY

Thumbtip of right A slides twice down thumb of left A. (see EACH)



FARM

Right thumb of open hand is drawn across the chin left to right.



-ER, -AR, -OR

Palm-out R.



LOVE

Palm-in S's cross on heart.



-S

Palm-out S.



A

Palm-out A moves slightly right



RAKE

Claw hand rakes several times.



EVERY

Thumbtip of right A slides twice down thumb of left A. (see EACH)



DUCK

At chin, index and middle fingers close on thumb twice. (see BIRD)



LOVE

Palm-in S's cross on heart.



-S

Palm-out S.



A

Palm-out A moves slightly right.



LAKE

Palm-down L-fumbs touch; circle outward, shaking, and touch again. (see POND)



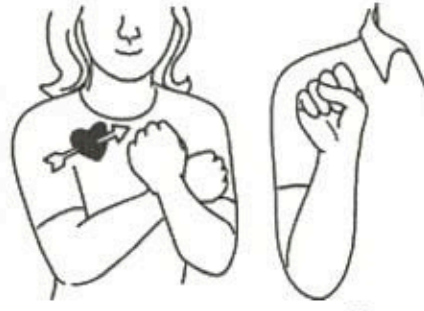
EVERY

Thumbtip of right A slides twice down thumb of left A. (see EACH)



CANDLE

Palm of right 5 on top of left index finger; flutter fingers.



LOVE

Palm-in S's cross on heart.



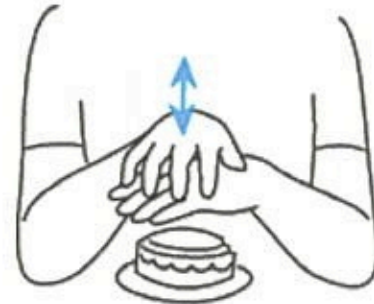
-S

Palm-out S.



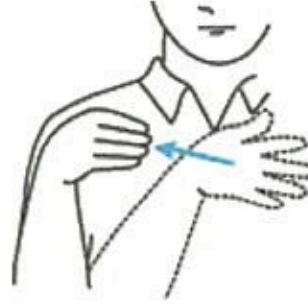
A

Palm-out A moves slightly right.



CAKE

Fingerfips of right claw hand bounce on back of left hand.



AND

Palm in horizontal S-hand pulls to right, closing to a flat-O.



I

Palm-left hand on chest.



LOVE

Palm-in S's cross on heart.



YOU

Index points at person addressed.



WORD

Finger-tips of right G touch left index.



-S

Palm-out S.



THAT

Palm-down I-L hand on left palm. (index can point at object)



RHYME

Right R-finger-tips touch left thumb and middle and little finger-tips



TREE

Right S-hand with elbow on back of left hand, shakes.



BEE

G on cheek, then brush off bee. (see WASP)



KEY

Hold imaginary key with thumb and index and twist on left palm.



SHOE

Palm-down S's bump together twice. (See BOOT)



B b  
BOO



O o



O o



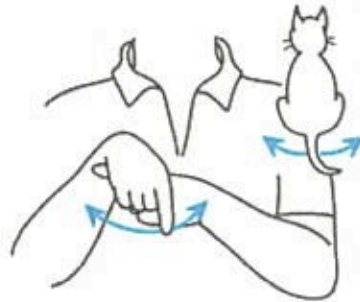
TWO (2)

(can be done palm-in)



PAIL

P-hand, at side, rises. (see BUCKET)



TAIL

Right wrist rests on left index finger; wag hand with index extended. (see WAG)



WHALE

W makes 2 curves to the left, outside bent left arm. (see DOLPHIN)





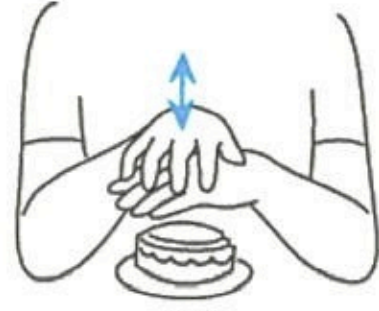
RAKE

Claw hand rakes several times.



LAKE

Palm-down L-thumbs touch; circle outward, shaking, and touch again. (see POND)



CAKE

Fingerlips of right claw hand bounce on back of left hand.